

Draw a Bunny




This is a perfect family game for all ages. All you need is one dice and a sheet of paper and pencil for each family member. You can use any of these sheets of paper for your game or you can just use a blank piece of paper. It's a race to see who can complete their bunny first.

Directions:

- First person rolls the dice one time and draws what the number tells them to draw.
- Then it is the next person's turn to roll the dice and draw.
- Continue around the circle until someone has completed the bunny.
- You can draw the bunny in any order.
- If someone rolls a number that they have already drawn, their turn is over. They will then wait until the next round to roll again.
- Winner is the first one to complete a bunny.

DICE



Draw a circle for the face



Draw eyes, nose & mouth



Draw a body




Draw the arms & feet



Draw the tail



Draw floppy ears



KEY



Draw a circle
for the face



Draw eyes,
nose & mouth



Draw a body



Draw the
arms & feet



Draw the tail



Draw floppy
ears



KEY



Draw a circle
for the face



Draw eyes,
nose & mouth



Draw a body



Draw the
arms & feet



Draw the tail




Draw floppy
ears




DON'T EAT THE BUNNY!!

Fun family game for everyone to play! All you need is a bag of small candy such as M&M's or Skittles. You take turns playing, and the winner is the person who eats the most candy before eating "THE BUNNY."





- Pick the first person to be "It." They go into another room.
- Then the rest of the family picks one square on the board to be "THE BUNNY"
- Put a small piece of candy on each bunny.
- Have the person come back into the room. They will pick one piece of candy from a square and eat it.
- That person continues picking 1 piece of candy at a time and eating it until they pick "THE Bunny."
- When they choose "THE BUNNY" everyone yells, "DON'T EAT THE BUNNY" and their turn is over.
- Then reset the board and start over with a new person that is "It."







DON'T EAT THE BUNNY!!



A Guide from Palm Sunday to Easter

Sunday	Monday	Tuesday	Wednesday
<p>Palm Sunday Matthew 21:1-11 (NIV)</p> <p>What does the word Hosanna mean? (Hosanna is an exclamation of praise that means "Save us!")</p> <p>What would it have been like to be one of the people in the crowd watching Jesus ride up to Jerusalem?</p> <p>Listen to <u>Hosanna</u> by <u>Hillsong Worship</u></p>	<p>Temple Clearing Mark 11:15-17</p> <p>Why did Jesus knock over tables and drive the people out?</p> <p>What was the purpose of the temple according to Jesus?</p> <p>Who was He protecting when He did this?</p> <p>Listen to <u>Raise a Hallelujah</u> by Bethel Music</p>	<p>Temple Teaching Luke 19:47-48 Mark 12:28-34</p> <p>What are the two greatest commandments?</p> <p>How do we practically live these out in our own lives?</p> <p>Listen to <u>Reckless Love</u> by Cory Asbury</p>	<p>Washing Feet John 13:1-17</p> <p>Why did people need their feet washed during Jesus time?</p> <p>How can we follow Jesus' example and serve the people around us?</p> <p>Listen to <u>Is He Worthy?</u> by Chris Tomlin</p>
			

A Guide from Palm Sunday to Easter

Thursday	Friday	Saturday	Sunday
<p>Last Supper Luke 22:7-20 1 Corinthians 11:23-28</p> <p>What does the bread and the wine represent?</p> <p>Why is it important that we examine our lives while we take communion?</p> <p>Listen to <u>Oh the Cross</u> by Upper Room</p>	<p>The Cross John 19:16-37</p> <p>Why did Jesus need to be crucified?</p> <p>What would it have been like for Him to go through it?</p> <p>Think about the fact that He took this punishment for our sins!</p> <p>Listen to <u>The Wonderful Cross</u> by Chris Tomlin</p>	<p>In the Tomb Luke 23:50-56</p> <p>Why do you think Joseph wanted to bury Jesus' body?</p> <p>How do think the disciples and women felt after Jesus died?</p> <p>What questions do you think they had?</p> <p>Listen to <u>Christ Be Magnified</u> by Cody Carnes and Kari Jobe</p>	<p>The Resurrection Luke 24:1-12</p> <p>How do you think Mary and Peter felt as they saw the empty tomb?</p> <p>What do you think they were thinking?</p> <p>Why is Jesus rising from the dead such good news?</p> <p>Listen to: <u>Christ is Risen</u> by Matt Maher</p>
			

Our Response to Easter

TASTE AND SEE THAT
THE LORD IS GOOD
Psalm 34:8

Purchase the different snacks listed in the cross. Then gather together as a family and read the Scriptures. Enjoy each corresponding snack as you talk about what each verse means, and what it means to you. Use this time together to remember how we are to respond to the news that Jesus has saved us by His sacrifice.

It's Good News!!

Life Savers
(Jesus came to save us)
John 3:16-17

Vanilla Wafers
(The Stone)
Luke 24:1-7

Craisins
(Jesus' Blood)
Ephesians 1:7-8

Veggies Straws
(Take 2 and make a cross)
Colossians 2:13-14

White
Marshmallows
(Jesus washes us)
1 John 1:7-9

Goldfish
(We are fishers of men)
Matthew 4:19
Matthew 28:18-20